

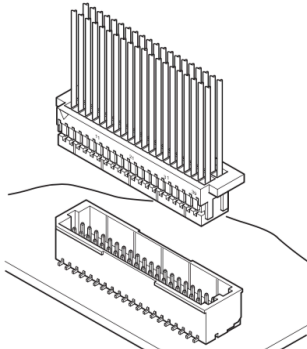
# SHD Connector

1.0mm pitch / disconnectable crimp style connectors



## SHD CONNECTOR

1.0mm pitch / Disconnectable Crimp style connectors



The SHD connector is compact with a mounting height of 6.3mm for top entry type and 5.5mm for side entry type, and a width of 5.0mm for top entry type and 5.1mm for side entry type.

- Compact, low profile design
- Anti-misinsertion feature
- Receptacles with protrusions
- Header designed for vacuum pick and place robotics

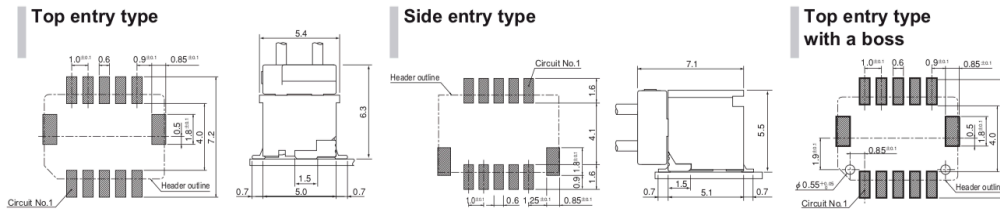
### Specifications

- Current rating: 1.0A AC, DC (AWG #28)
- Voltage rating: 50V AC, DC
- Temperature range: -25°C to +85°C (including temperature rise in applying electrical current)
- Contact resistance: Initial value/20m Ω max. After environmental testing/40m Ω max.
- Insulation resistance: 100M Ω min.
- Withstanding voltage: 500V AC/minute
- Applicable wire: Conductor size/AWG #32 to #28 Insulation O.D./0.4 to 0.8mm
- RoHS compliant products are published.
- Refer to "General Instruction and Notice when using Terminals and Connectors" at the end of this catalog.
- Contact JST for details.

### Standards

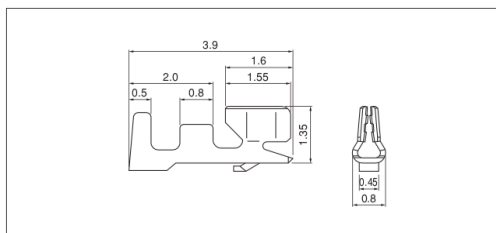
- Recognized E60389
- Certified LR20812

### PC board layout (viewed from component side) and Assembly layout



Note: 1. Tolerances are non-cumulative: ±0.05mm for all centers.  
2. The dimensions above should serve as a guideline. Contact JST for details.

### Contact



Model No.	Applicable wire		Q'ty / reel
	mm <sup>2</sup>	AWG#	
SSH-003GA-P0.2	0.032 ~ 0.08	32~28	23,000

**Material and Finish**  
Phosphor bronze, nickel-undercoated, Mating part; gold-plated

**RoHS compliance**  
Note: Contact JST for tin-plated products.

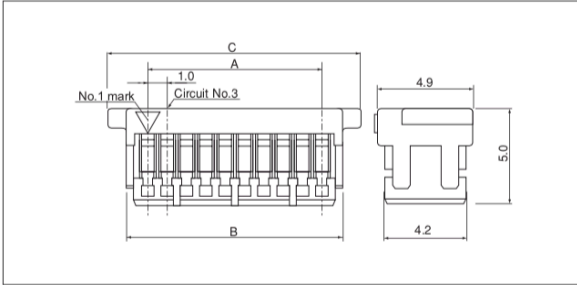
Contact	Crimping machine	Applicator		
		Crimp applicator	Dies	Crimp applicator with dies
SSH-003GA-P0.2	AP-K2N	MKS-L-10-3	MK/SSH/L-003-02	APLMK SSH/L003-02
		*MKS-SC	SC/SSH/L-003-02	APLSC SSH/L003-02

Note: \*Strip-crimp applicator  
Contact JST for applicable wires in case that it is not usable due to wire size.

# SHD Connector

## 1.0mm pitch / disconnectable crimp style connectors

### Housing



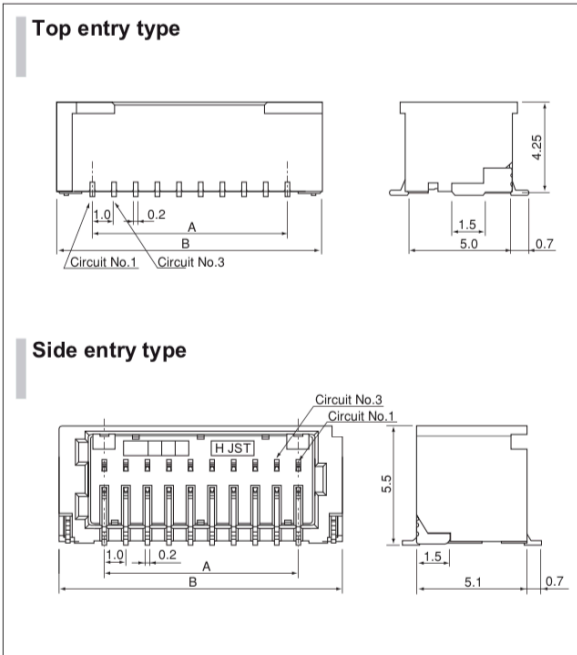
Circuits	Model No.	Dimensions (mm)			Q'ty / box
		A	B	C	
20	<b>SHDR-20V-S-B</b>	9.0	11.2	13.0	4,000
30	<b>SHDR-30V-S-B</b>	14.0	16.2	18.0	4,000
40	<b>SHDR-40V-S-B</b>	19.0	21.2	23.0	2,000
50	<b>SHDR-50V-S-B</b>	24.0	26.2	28.0	2,000

Material	
PBT, UL94V-0, natural (white)	

**RoHS compliance**

### Shrouded header

#### Top entry type



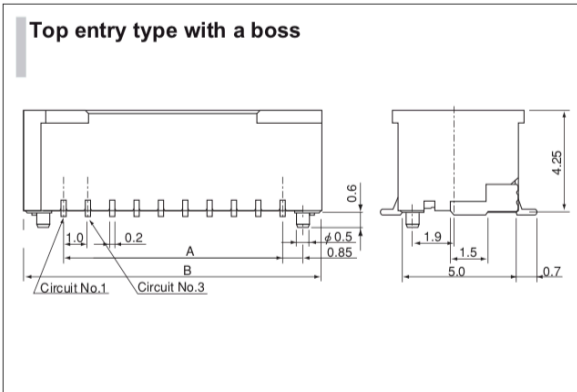
Circuits	Model No.	Dimensions (mm)		Q'ty / reel
		A	B	
20	<b>BM20B-SRDS-G-TF</b>	9.0	12.3	1,500
30	<b>BM30B-SRDS-G-TF</b>	14.0	17.3	1,500
40	<b>BM40B-SRDS-G-TF</b>	19.0	22.3	1,500
50	<b>BM50B-SRDS-G-TF</b>	24.0	27.3	1,500

Circuits	Model No.	Dimensions (mm)		Q'ty / reel
		A	B	
20	<b>SM20B-SRDS-G-TF</b>	9.0	13.1	1,250
30	<b>SM30B-SRDS-G-TF</b>	14.0	18.1	1,250
40	<b>SM40B-SRDS-G-TF</b>	19.0	23.1	1,250
50	<b>SM50B-SRDS-G-TF</b>	24.0	28.1	1,250

Material and Finish	
Header contact: Phosphor bronze, nickel-undercoated, gold-plated	
Wafer: PA, UL94V-0, natural (ivory)	
Solder tab: Brass, copper-undercoated, tin-plated (reflow treatment)	

**RoHS compliance** This product displays (LF)(SN) on a label.  
Note: 1. The products listed above are supplied on embossed-tape.  
2. Contact JST for the headers with tin-plated pins.  
3. Contact JST for the top entry type headers with suction cap.

#### Side entry type



Circuits	Model No.	Dimensions (mm)		Q'ty / reel
		A	B	
20	<b>BM20B-SRDS-A-G-TF</b>	9.0	12.3	1,250
30	<b>BM30B-SRDS-A-G-TF</b>	14.0	17.3	1,250
40	<b>BM40B-SRDS-A-G-TF</b>	19.0	22.3	1,250
50	<b>BM50B-SRDS-A-G-TF</b>	24.0	27.3	1,250

Material and Finish	
Header contact: Phosphor bronze, nickel-undercoated, gold-plated	
Wafer: PA, UL94V-0, natural (ivory)	
Solder tab: Brass, copper-undercoated, tin-plated (reflow treatment)	

**RoHS compliance** This product displays (LF)(SN) on a label.  
Note: 1. The products listed above are supplied on embossed-tape.  
2. Contact JST for the headers with tin-plated pins.

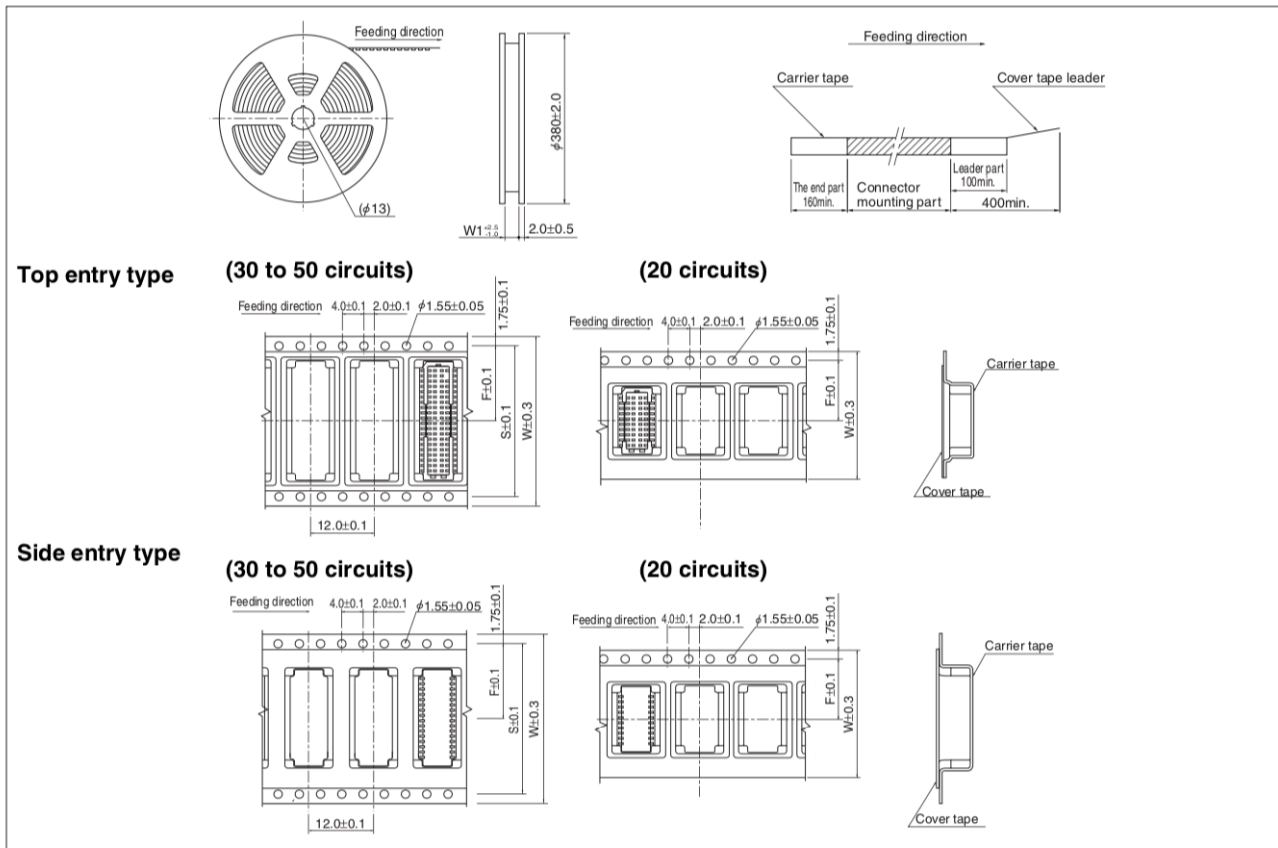
#### Top entry type with a boss

# SHD Connector

1.0mm pitch / disconnectable crimp style connectors

## SHD CONNECTOR

### Taping specifications



Circuits	Dimensions (mm)						Reel dimensions (mm)		Qty / reel	
	F		S		W		W1			
	Top entry type	Side entry type	Top entry type	Side entry type	Top entry type	Side entry type	Top entry type	Side entry type	Top entry type	Side entry type
20	11.5	11.5	-	-	24.0	24.0	25.5	25.5	1,500	1,250
30	14.2	14.2	28.4	28.4	32.0	32.0	33.5	33.5	1,500	1,250
40, 50	20.2	20.2	40.4	40.4	44.0	44.0	45.5	45.5	1,500	1,250

Note: 1. Specifications conform to JIS C 0806. The tape width, connector loading recess square hole dimensions, etc. are determined by the number of circuits and external shape of the connector to be loaded.  
2. Specifications are subject to change without prior notice.