

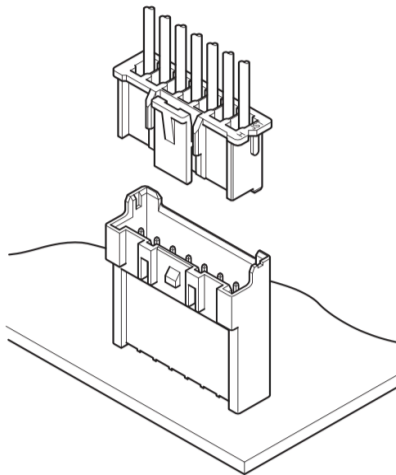
# XA Connector

2.5 mm pitch / Disconnectable Crimp style connectors



## XA CONNECTOR (High box type)

2.5mm pitch / Disconnectable Crimp style connectors





**XA connector high box type, with 19.5mm mounting height and with 6.9mm thickness.**

- Header for 2.5mm pitch XA connector for use specifically with resin coated ("potted") PC boards
- Interchangeability

### Specifications

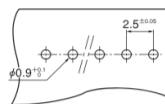
- Current rating: 3A AC, DC (AWG #22)
- Voltage rating: 250V AC, DC
- Temperature range: -25°C to +85°C  
(including temperature rise in applying electrical current)
- Contact resistance: Initial value/10m Ω max.  
After environmental testing/20m Ω max.
- Insulation resistance: 1,000M Ω min.
- Withstanding voltage: 1,000V AC/minute
- Applicable wire: AWG #28 to #22
- Applicable PC board thickness: 1.6mm
- \* RoHS compliant products are published.
- \* Refer to "General Instruction and Notice when using Terminals and Connectors" at the end of this catalog.
- \* Contact JST for details.

### Standards

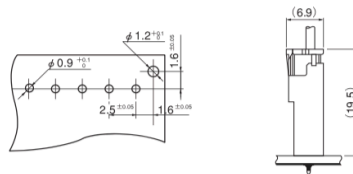
-  Recognized E60389
-  Certified LR20812
-  R9851220

### PC board layout (viewed from component side) and Assembly layout

Without a boss



With a boss



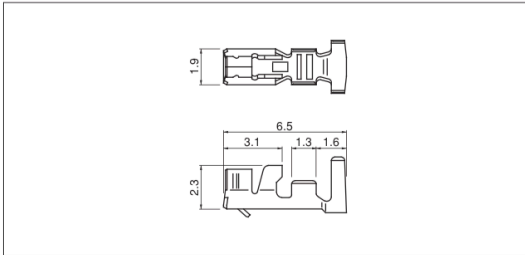
Note: 1. Tolerances are non-cumulative: ±0.05mm for all centers.

2. Hole dimensions differ according to the kind of PC board and piercing method. The dimensions above should serve as a guideline. Contact JST for details.

# XA Connector

2.5 mm pitch / Disconnectable Crimp style connectors

## Contact



Model No.	Applicable wire			Qty / reel
	mm <sup>2</sup>	AWG#	Insulation O.D. (mm)	
<b>SXA-001T-P0.6</b>	0.08 ~ 0.33	28~22	1.2~1.9	8,000

### Material and Finish

Phosphor bronze, tin-plated (reflow treatment)

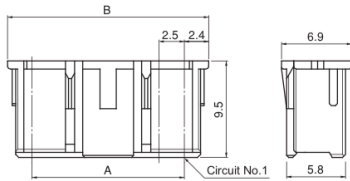
### RoHS compliance

Contact	Crimping machine	Applicator		
		Crimp applicator	Dies	Crimp applicator with dies
<b>SXA-001T-P0.6</b>	AP-K2N	MKS-L	MK/SXA/M-001-06	APLMK SXA/M001-06
		*MKS-SC	SC/SXA/M-001-06	APLSC SXA/M001-06

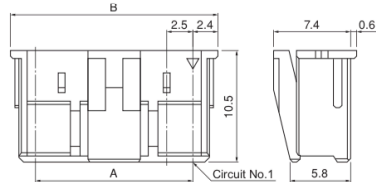
Note: \*Strip-crimp applicator

## Housing

### Standard type



### Retainer mountable type



Circuits	Model No.		Dimensions (mm)		Qty / bag	
	Standard type	Retainer mountable type	A	B	Standard type	Retainer mountable type
2	<b>XAP-02V-1</b>	<b>XARP-02V</b>	2.5	7.3	1,000	1,000
3	<b>XAP-03V-1</b>	<b>XARP-03V</b>	5.0	9.8	1,000	1,000
4	<b>XAP-04V-1</b>	<b>XARP-04V</b>	7.5	12.3	1,000	1,000
5	<b>XAP-05V-1</b>	<b>XARP-05V</b>	10.0	14.8	1,000	1,000
6	<b>XAP-06V-1</b>	<b>XARP-06V</b>	12.5	17.3	1,000	1,000
7	<b>XAP-07V-1</b>	<b>XARP-07V</b>	15.0	19.8	1,000	1,000
8	<b>XAP-08V-1</b>	<b>XARP-08V</b>	17.5	22.3	1,000	1,000
9	<b>XAP-09V-1</b>	<b>XARP-09V</b>	20.0	24.8	1,000	1,000
10	<b>XAP-10V-1</b>	<b>XARP-10V</b>	22.5	27.3	1,000	1,000
11	<b>XAP-11V-1</b>	<b>XARP-11V</b>	25.0	29.8	1,000	1,000
12	<b>XAP-12V-1</b>	<b>XARP-12V</b>	27.5	32.3	1,000	1,000
13	<b>XAP-13V-1</b>	<b>XARP-13V</b>	30.0	34.8	1,000	1,000
14	<b>XAP-14V-1</b>	<b>XARP-14V</b>	32.5	37.3	500	1,000
15	<b>XAP-15V-1</b>	<b>XARP-15V</b>	35.0	39.8	500	1,000

### Material

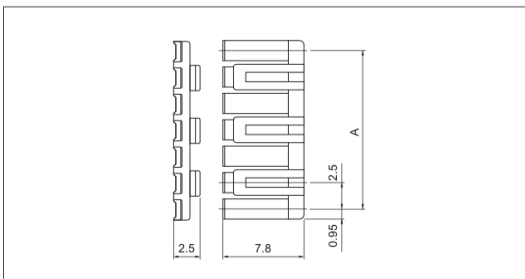
PA 66, UL94V-0, natural (white)

### RoHS compliance

<For reference> As the color identification, the following alphabet shall be put in the underlined part.  
For availability, delivery and minimum order quantity, contact JST.

ex. **XAP-02V-1-oo**  
(blank)...natural (white)  
K...black R...red E...blue M...green Y...yellow

## Retainer



### Material

Glass-filled PA 66, UL94V-0, natural (ivory)

Circuits	Model No.	A	Qty / bag
2	<b>XMS-02V</b>	2.5	1,000
3	<b>XMS-03V</b>	5.0	1,000
4	<b>XMS-04V</b>	7.5	1,000
5	<b>XMS-05V</b>	10.0	1,000
6	<b>XMS-06V</b>	12.5	1,000
7	<b>XMS-07V</b>	15.0	1,000
8	<b>XMS-08V</b>	17.5	1,000
9	<b>XMS-09V</b>	20.0	1,000
10	<b>XMS-10V</b>	22.5	1,000
11	<b>XMS-11V</b>	25.0	1,000
12	<b>XMS-12V</b>	27.5	1,000
13	<b>XMS-13V</b>	30.0	1,000
14	<b>XMS-14V</b>	32.5	1,000
15	<b>XMS-15V</b>	35.0	1,000

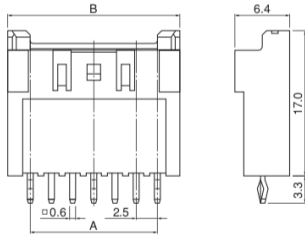
### RoHS compliance

# XA Connector

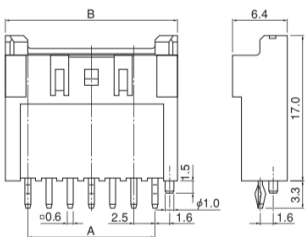
2.5 mm pitch / Disconnectable Crimp style connectors

## Shrouded header

Without a boss



With a boss



Circuits	Model No.		Dimensions (mm)		Q'ty / box
	Without a boss	With a boss	A	B	
2	BH02B-XASK-BN	BH02B-XASK	2.5	7.5	400
3	BH03B-XASK-BN	BH03B-XASK	5.0	10.0	400
4	BH04B-XASK-BN	BH04B-XASK	7.5	12.5	300
5	BH05B-XASK-BN	BH05B-XASK	10.0	15.0	300
6	BH06B-XASK-BN	BH06B-XASK	12.5	17.5	200
7	BH07B-XASK-BN	BH07B-XASK	15.0	20.0	200
8	BH08B-XASK-BN	BH08B-XASK	17.5	22.5	200
9	BH09B-XASK-BN	BH09B-XASK	20.0	25.0	150
10	BH10B-XASK-BN	BH10B-XASK	22.5	27.5	150
11	BH11B-XASK-BN	BH11B-XASK	25.0	30.0	100
12	BH12B-XASK-BN	BH12B-XASK	27.5	32.5	100
13	BH13B-XASK-BN	BH13B-XASK	30.0	35.0	100
14	BH14B-XASK-BN	BH14B-XASK	32.5	37.5	100
15	BH15B-XASK-BN	BH15B-XASK	35.0	40.0	100

### Material and Finish

Post: Copper alloy, copper-undercoated, tin-plated (reflow treatment)  
Wafer: Glass-filled PA 66, UL94V-0, natural (ivory)

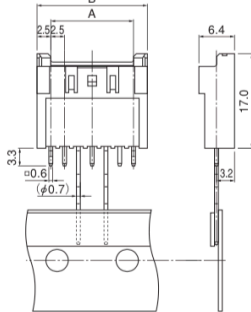
**RoHS compliance** This product displays (LF)(SN) on a label.

<For reference> As the color identification, the following alphabet shall be put in the underlined part. For availability, delivery and minimum order quantity, contact JST.

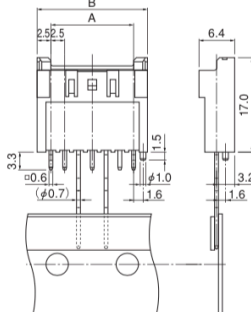
- ex. **BH02B-XASK-BN**  
S...natural (ivory)  
K...black R...red M...green Y...yellow

## Shrouded header on radial-tape

Without a boss



With a boss



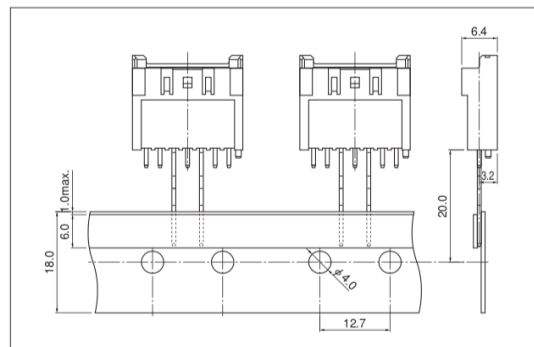
Circuits	Model No.		Dimensions (mm)		Q'ty / box
	Without a boss	With a boss	A	B	
2	BH02B-XASS-BN-T	BH02B-XASS-T	2.5	7.5	1,000
3	BH03B-XASS-BN-T	BH03B-XASS-T	5.0	10.0	1,000
4	BH04B-XASS-BN-T	BH04B-XASS-T	7.5	12.5	500
5	BH05B-XASS-BN-T	BH05B-XASS-T	10.0	15.0	500
6	BH06B-XASS-BN-T	BH06B-XASS-T	12.5	17.5	500
7	BH07B-XASS-BN-T	BH07B-XASS-T	15.0	20.0	500
8	BH08B-XASS-BN-T	BH08B-XASS-T	17.5	22.5	500

### Material and Finish

Post: Copper alloy, copper-undercoated, tin-plated (reflow treatment)  
Wafer: Glass-filled PA 66, UL94V-0, natural (ivory)

**RoHS compliance** This product displays (LF)(SN) on a label.

## Taping specifications



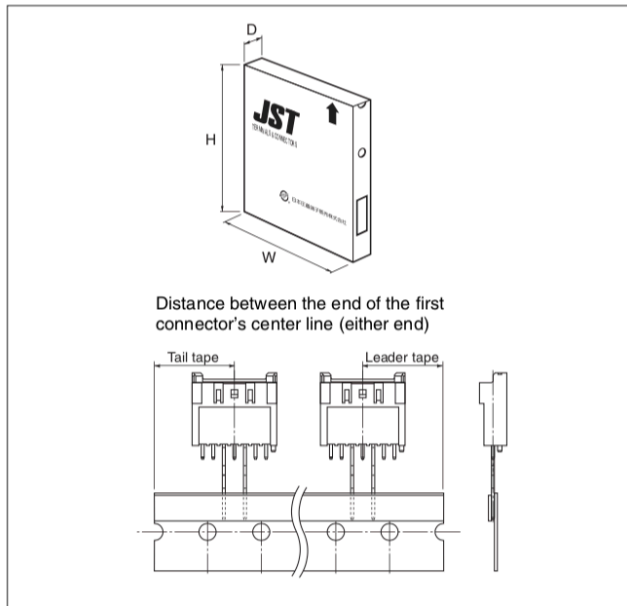
Note: Conforms to JIS C 0806

# XA Connector

2.5 mm pitch / Disconnectable Crimp style connectors

## XA CONNECTOR <High box type>

### Packaging specifications



Package type	Flat pack (zigzag folded)
Distance between folds	24 indexing holes per fold (304.8mm)
Box size	314(W)×54(D)×314(H)mm
Distance between the end of the tape and the first connector's center line (either end)	19.05mm

*Note: Products of different packaging specifications are also available. Contact JST for details.*